



Regional Health Care Transformation
February 7, 2013

MN Community Measurement

Accelerating the Improvement of Health Through Public Reporting

- The trusted source of information across the spectrum of care and the IOM six aims
- Used by providers to improve care and by patients to make better decisions
- Our community works together on measurement

MNCM Health Care Quality Report



Comparative Data on Clinic, Medical Group and Hospital Performance

- Reports on 18 clinical quality measures, Health Information Technology, patient experience, cost of care, and hospital measures
- Reports on 315 medical groups and 672 sites of care
- Data from health plans, hospitals and medical groups



To download the report and find more information visit:
www.mncm.org

Searchable results are available at our consumer-friendly website:
www.mnhealthscores.org

Patients Benefit from Becker Clinic's Push on Diabetes

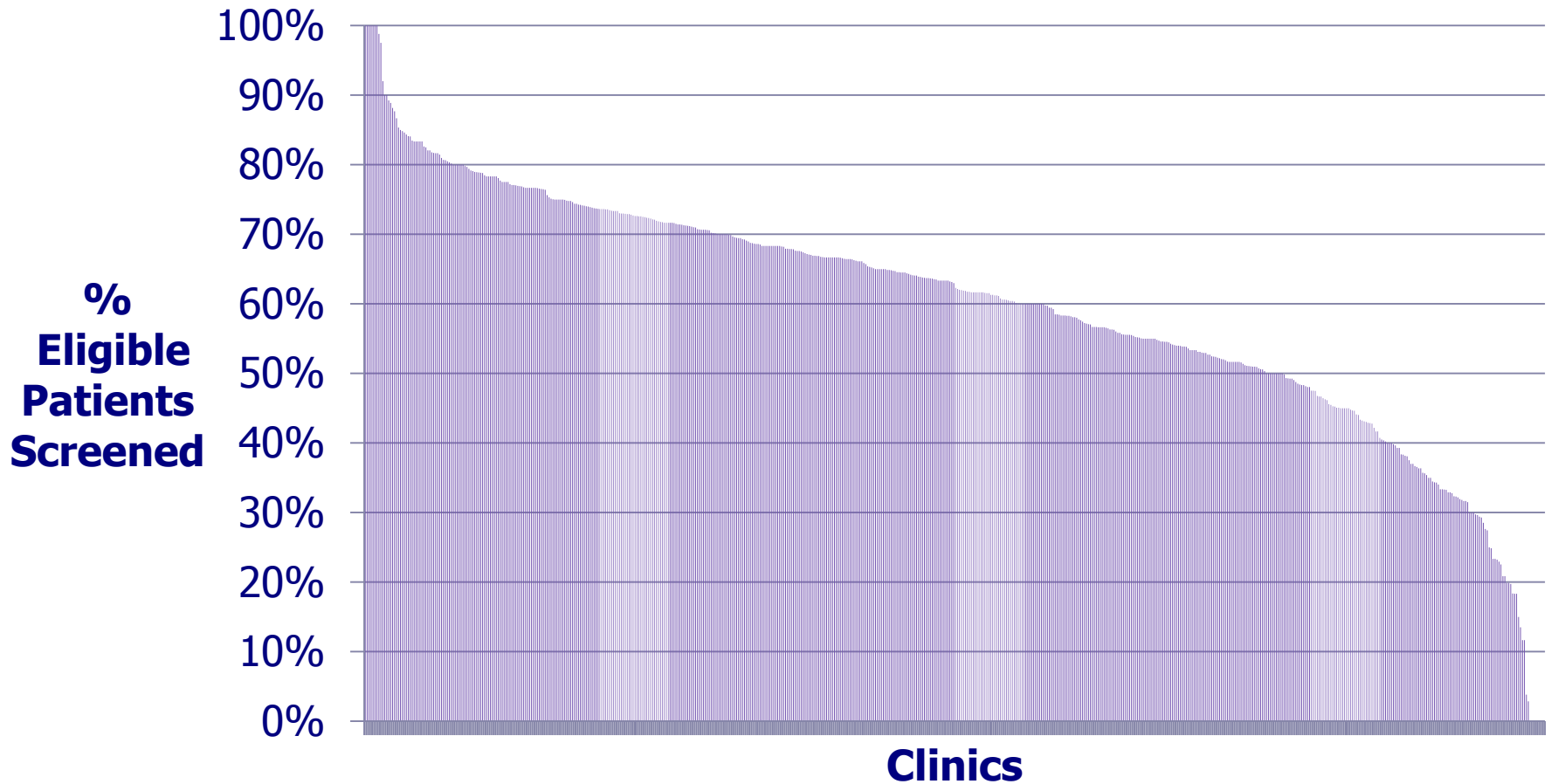
Article by: MAURA LERNER, Star Tribune Updated: July 30, 2011



Clinic Performance Variation

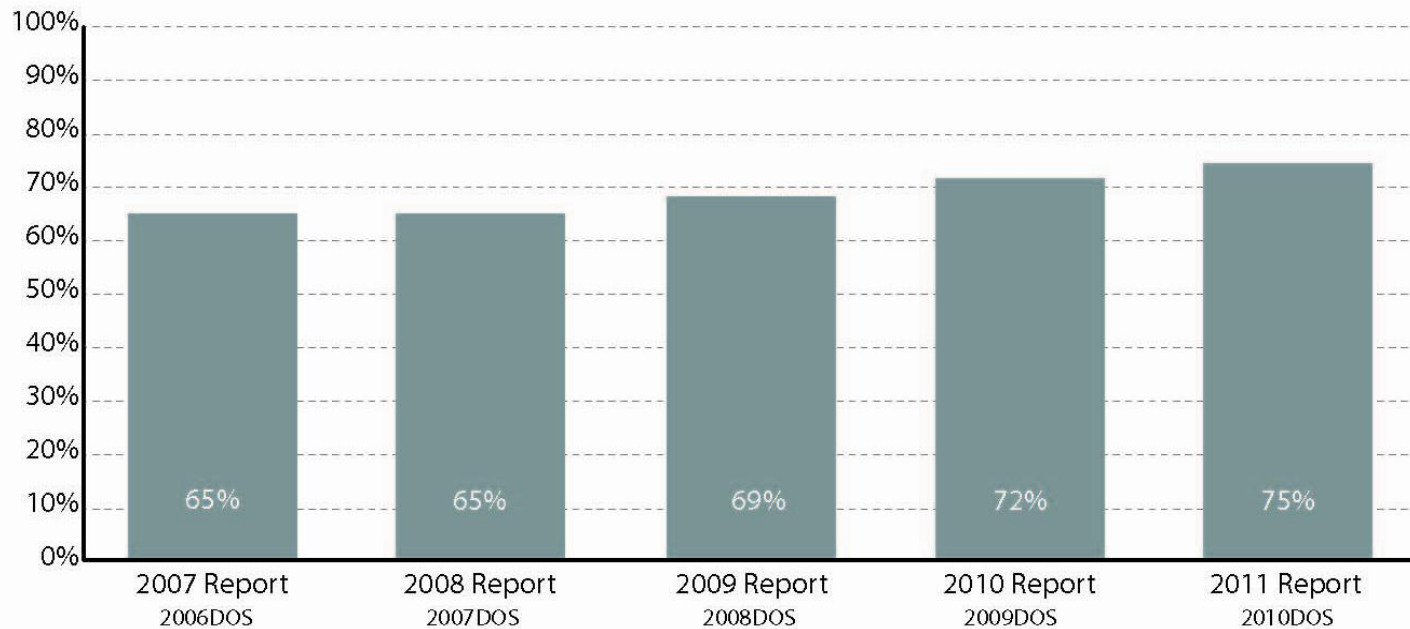
Colorectal Cancer Screening 2011 Rates

07/01/2010 to 06/30/2011 Dates of Service

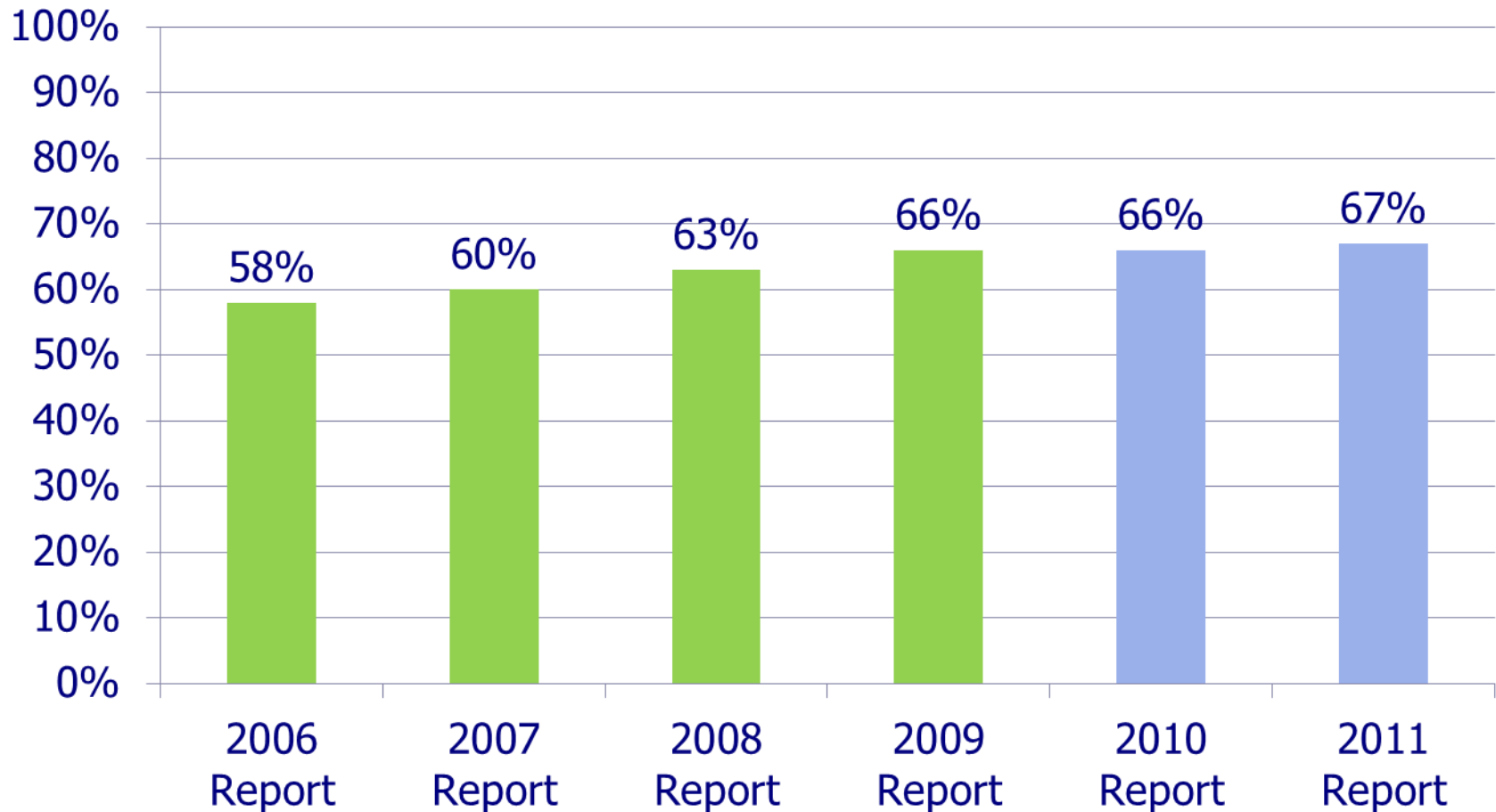


604 Clinics Reporting
1,008,000 patients

Minnesota Improvements in Controlling High Blood Pressure 2006-2011



Colorectal Cancer Screening Statewide Trend Minnesota



Every percent increase represents an additional 10,000 people who have been appropriately screened!

What are Providers Doing to Improve Results?

- Regularly review results with care team
- Use electronic medical record to enable results
- Engage entire staff in improvement
- Test small scale improvements – patient population approach
- Share measures with patients

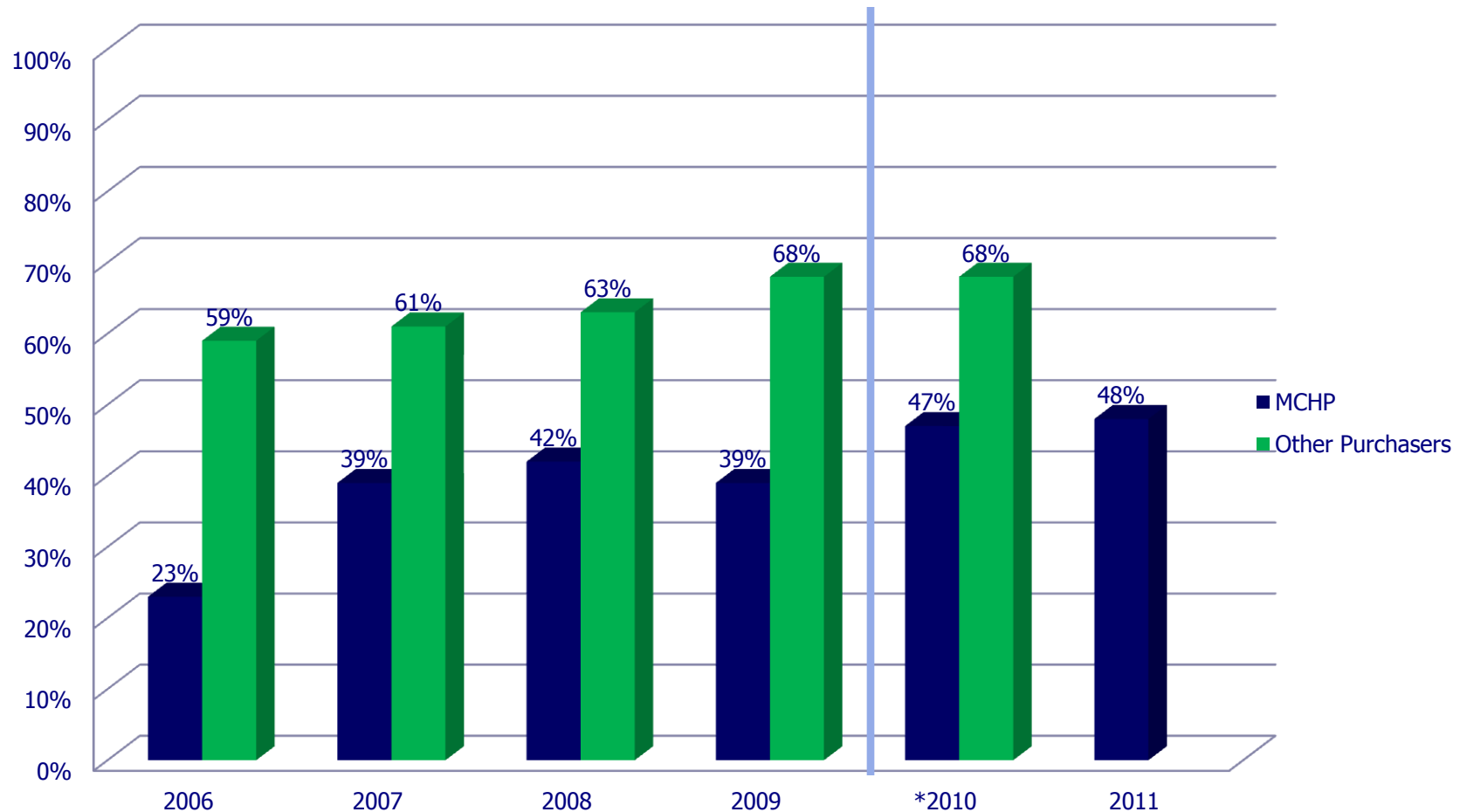
Why Multi-Stakeholder Collaboration?

- Trusted source of information
- Honest Broker (gives and gets)
- Focus on improvement
- Alignment across payers and providers

Supporting States in Health Reform

- Medicaid and State Employees – trusted, focused and aligned measures
- Market Reform – Health Care Home and Accountable Care Contract measures
- Insurance Exchanges – information on care system cost and quality

CRC Screening Disparity for Patient Enrolled in Minnesota Health Care Programs (MHCP)



*Measure specifications changed for 2010 Report Year: Lowered upper age limit from 80 to 75.

Helping Consumers in Medicare, Medicaid and Insurance Exchanges

- Use our trusted source of information
- Focus on driving improvement
- Support alignment across payers

Questions or Comments

Jim Chase

President, MN Community Measurement

612-454-4812

chase@mncm.org

www.MNHealthScores.org