



THE POWER OF SHARING®

Center for Healthcare Transparency and Utah Health Information Network

WORKING TOGETHER FOR BETTER OUTCOMES

UHIN's Position in Utah Healthcare

■ Trusted partner

- > Over 20 years of experience in healthcare EDI
- > State designated HIE since 2009
- > Relationships with state of Utah: Utah Department of Health, Medicaid and APCD
- > Relationships with Utah healthcare and health IT organizations: AAHAM-MountainWest, UHA, UHIMSS, UMA ,UMGMA

■ Proven security

- > Biannual accreditation from EHNAC
- > Completed OCR audit with no findings

■ Community standards development organization

- > The Utah Insurance Dept. adopts UHIN standards into Utah Rule
- > Community members participate in creating standards



THE POWER OF SHARING™



National Representation with Local Impact

- Utah's representative on the national stage
 - > National transaction standards committees:
 - > ASC X12
 - > WEDI
 - > HL7
 - > NCPDP
 - > Security:
 - > Electronic Healthcare Network Accreditation Commission (EHNAC)
 - > NIST
 - > HIMSS
 - > Health information exchange process and policy:
 - > eHealth Exchange
 - > National Association of Trusted Exchange
 - > Mid-States Consortium
 - > Strategic Health Information Exchange Collaborative
 - > EHR/HIE Interoperability Workgroup



THE POWER OF SHARING®



Why Link Claims and Clinical?

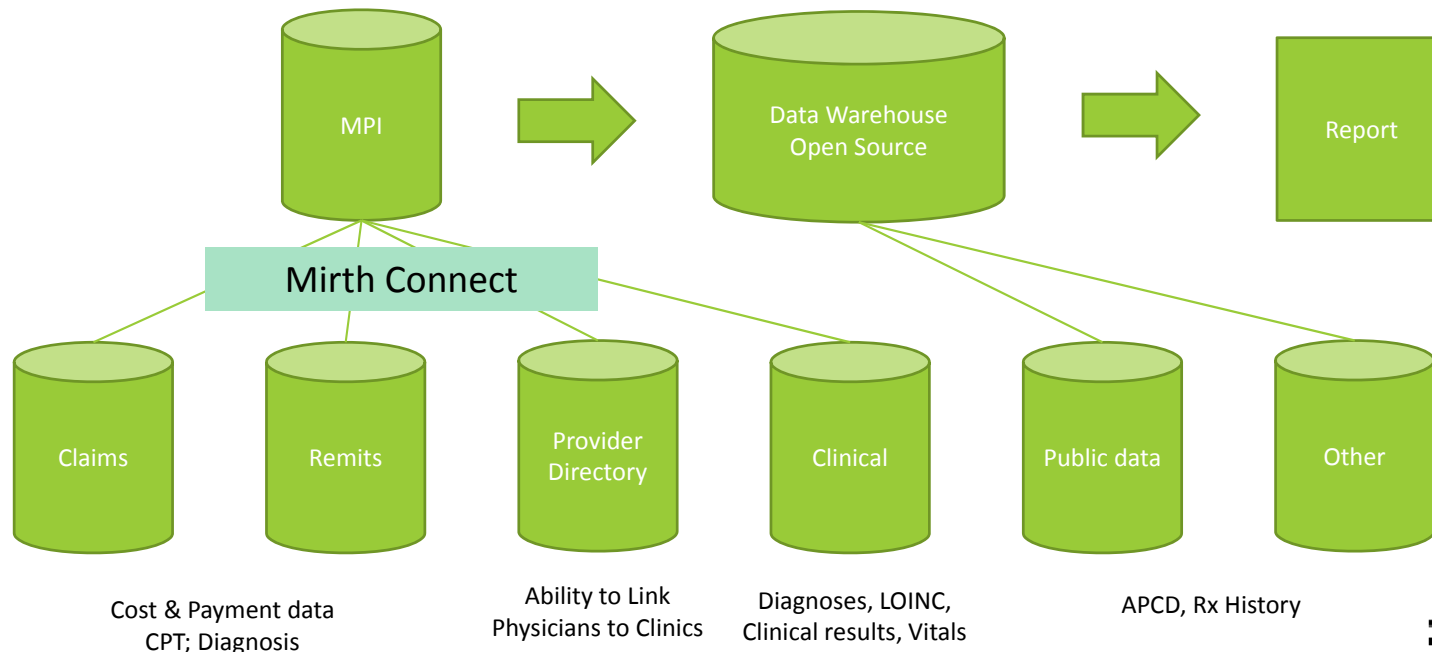
Payers and Providers arrangements:



THE POWER OF SHARING®



Consolidating Data Points



THE POWER OF SHARING®



HL7 Example

```
MSH|^~\&||DISNEY_CLINIC|UHIN|DT|20130821142001||ORU^R01^ORU_R01|169271400155  
6640|P|2.3.1||NE|NE  
PID|1||3097267^^^DISC||MICKEY MOUSE||19281118|M||W|MAGIC  
KINGDOM^ORLANDO^FL||3212001234^MICKEY@DISNEY.COM|^^^^PHONE2|English|U^Unk  
nown^HL70002|||||N^Not Hispanic or Latino^HL70189  
PV1|1|O|^^^DT||||MDDUCK^^^^^^DISC|^DUCK^DAISY^D^^^^DISC  
OBR|1|1692710120206400|^TRANSCRIPTION|OV^OV|||20130821131450||||||DDUCK^^  
^^^^DISC|||||||AU  
OBX|1|FT|22060-8^TEXT DIAGNOSIS BATTERY^LN||Vital Signs:\E\.br\E\Patient Profile:  
\E\.br\E\Height: 68 inches\E\.br\E\Weight: 153 pounds\E\.br\E\BMI:  
23.35\E\.br\E\Temp: 99.4 degrees F temporal\E\.br\E\Pulse rate: 63 / minute\E\.br\E\BP  
sitting: 114 / 69|||||F
```

X12 Example


ISA*00* *00* *ZZ*870189237 *ZZ*HT005096-006
*1411105*0733*^*00501*000618470*0*T*~GS*HC*870189237*HT005096-
006*20141105*0733*1*X*005010X222A1~ST*837*0001*005010X222A1~BHT*0019*00*20141105080426*20141105*
080426*CH~NM1*41*2*BLACK SHIELD OF UTAH*****46*HT000214-006~PER*IC*NICHOLAS
FURY*TE*8015221467~NM1*40*2*Paid 837 medical claims for New York*****46*HT005096-
006~HL*1**20*1~NM1*85*2*Thor N Odinson~N3*999 S Mjolnir
Way~N4*Idunn*Asgard*84062~REF*EI~HL*2*1*22*0~SBR*S*18*0016*****ZZ~NM1*IL*1*FURY*NICHOLAS*I***MI
*24770003813~N3*393 E 1840
N~N4*Idunn*Asgard*84062~DMG*D8*19640422*M~REF*SY*~NM1*PR*2*APCD*****PI*APCD~N3*123
street~N4*Salt Lake
City*UT*11223~CLM*VE60Y7C*690***11:B:1*1*A*Y*Y~DTP*435*D8*20100413~DTP*096*D8*20100413~REF*D9*ECI
209000085409302~HI*BK:29622~NM1*77*2*Fury and Associates PTSD Psychology~N3*233 S BLACK WIDOW WAY
~N4*Idunn*Asgard*12345~SBR*P*18*0016*****ZZ~AMT*D*0~OI***Y***Y~NM1*IL*1*FURY*NICHOLAS*I***MI*24
770003813~N3*393 E 1840 N~N4*Idunn*Asgard*84062~NM1*PR*2*BLACK SHIELD OF UTAH*****PI*HT000214-
006~LX*1~SV1*HC:90806*115*UN*1***1~DTP*472*RD8*20100413-20100413~SVD*HT000214-
006*0*HC:90806**1~CAS*CO*29*115~DTP*573*D8*20130122~LX*2~SV1*HC:90806*115*UN*1***1~DTP*472*RD8*
20100427-20100427~SVD*HT000214-
006*0*HC:90806**1~CAS*CO*29*115~DTP*573*D8*20130122~LX*3~SV1*HC:90806*115*UN*1***1~DTP*472*RD8*
20100510-20100510~SVD*HT000214-
006*0*HC:90806**1~CAS*CO*29*115~DTP*573*D8*20130122~LX*4~SV1*HC:90806*115*UN*1***1~DTP*472*RD8*
20100524-20100524~SVD*HT000214-
006*0*HC:90806**1~CAS*CO*29*115~DTP*573*D8*20130122~LX*5~SV1*HC:90806*115*UN*1***1~DTP*472*RD8*
20100628-20100628~SVD*HT000214-
006*0*HC:90806**1~CAS*CO*29*115~DTP*573*D8*20130122~LX*6~SV1*HC:90806*115*UN*1***1~DTP*472*RD8*
20100719-20100719~SVD*HT000214-006*0*HC:90806**1~CAS*CO*29*115~DTP*573*D8*20130122~SE*72*0001

Chronic Disease Quality Measures

Diabetes – NQF 272, 274, 285, 416, 417, 545, 546, 55, 56, 57, 575, 59, 61, 62, 638, 729

Asthma – NQF 47, 36, 1560, 1799, 1800

Obesity – NQF 421



Data Measure Examples

National Quality Forum - Measure 59

The percentage of members 18-75 years of age with diabetes (type 1 and type 2) whose most recent HbA1c level during the measurement year was greater than 9.0% (poor control) or was missing a result, or if an HbA1c test was not done during the measurement year.



THE POWER OF SHARING



Diabetes NQF Quality Measures

NQF	Age	Service Date	Diagnosis	Procedure	Lab Test	Medication
55	X	X	X	X12		
56, 417	X	X	X	X12		
57	X	X	X		HL7 (X12)	
59, 575	X	X	X		HL7	
61	X	X	X		HL7	
62	X	X	X		HL7	
272, 274	X	X	X			
285	X	X	X	X12		
416	X	X	X	X12		
545, 546	X	X	X			X
729, 1557	X	X	X	X	X	X

Asthma Quality Measures

NQF	Age	Service Date	Diagnosis	Procedure	Lab Test	Medication
47	X	X	X			X
36	X	X	X			X
1560	X	X	X			X
1799	X	X	X			X
1800	X	X	X			X

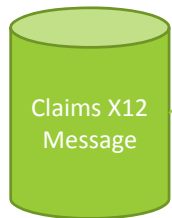
Obesity Quality Measures

NQF	Age	Service Date	Diagnosis	Procedure	Lab Test	Medication
421	X	X	HL7	X		

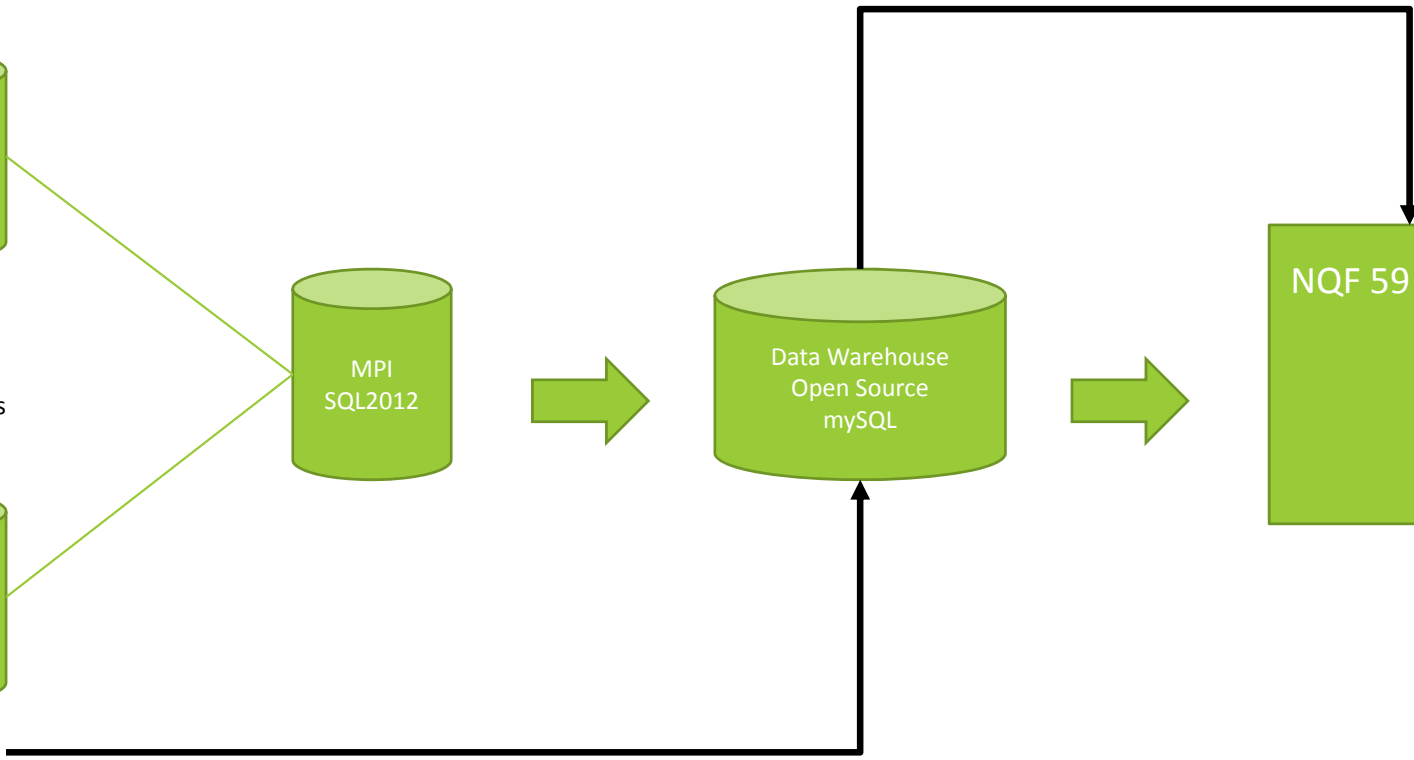
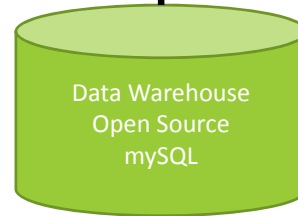
Demographics
Diagnoses
Lab Results
Dates



Demographics
Diagnoses
Dates



\$\$\$



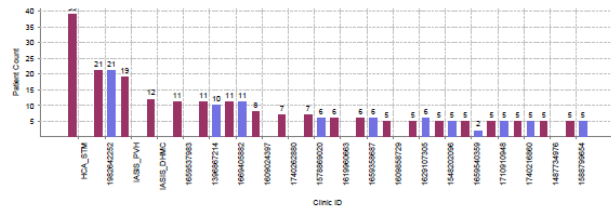
Results

NQF 55

Center for Healthcare Transparency Grant



Clinic ID	NQF55 Denominator	NQF55 Numerator
HCA_STM		39
1982642252		21
IASIS_PVH		19
IASIS_DHMC		12
1659537983		11
1396887214		11
1669405882		11
1606024397		8
1740262880		7
1578899020		7
1619900683		6
1659358687		6
1606858729		5
1629107305		5
1548202096		5
1659540359		5
1710910948		5
1740218880		5
1487734976		5
1588799654		5



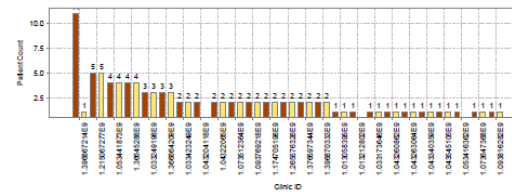
Report prepared by Utah Health Information Networks.

NQF 575

Center for Healthcare Transparency Grant




ClinicID	NQF575Den	NQF575Num
1396887214	11	1
1216067277	5	5
1053441873	4	4
1360452880	4	4
1033249198	3	3
1366864209	3	3
1023422349	2	2
1043204118	2	
1043220650	2	2
1073512304	2	2
1003789218	2	2
1174705198	2	2
1265676326	2	2
1376597344	2	2
136870333	2	2
1013058395	1	1
1013212802	1	
1033173646	1	1
1043280882	1	1
1043283084	1	1
1043340359	1	1
1043545106	1	1
1053416362	1	
1073647388	1	1
1063816282	1	1




Report prepared by Utah Health Information Networks.

Lessons Learned

- Standardized Doesn't Mean Identical
 - Not All Data Sources Are Equal
 - Not All Data Types Are Equal
 - Test, Test, Test
 - It's All About 'n'
- 

Benefits

- Fill in gaps in data to get complete picture
 - Opened up opportunities to combine data types
 - Changed conversation for the community
- 

Questions?
